

# Rapid Entry System

Instant fire department access without damaging the door or building

The GE Security Rapid Entry System is designed to help fire departments and businesses work together to preserve lives and property. It eliminates the need for fire department officials to maintain and carry cumbersome key rings with hundreds of building keys.

## Here's how the GE Rapid Entry System works:

1. The building owner purchases the Lock Box of his choice and mounts it securely near the entrance. Fire department officials lock the building keys in the Lock Box.
2. To ensure system security, GE Security has developed a flexible program for shipping Lock Boxes directly to building owners. Special security keys are supplied only to authorized fire department officials.
3. When a fire alarm sounds at night or on the weekend, the fire department has instant access to the building. Access is fast, easy and safe without the need for the building owner or tenant to drive to the site after hours.


## GE Security – a name you can trust:

**Safe and secure.** Keys that open the Lock Boxes are provided exclusively by GE Security. Our SupraSafe 2 High Security units are UL certified antitheft devices. All SupraSafes are steel construction with locking systems designed to withstand attack. Optional tamper switches can be integrated with a building's alarm system.

**The SupraSafe line** offers a variety of sizes, styles and features. Building owners can custom-tailor a Rapid Entry System to meet their needs.

**Toll-free product support.** You have the resources of the world's largest lock box manufacturer and the backing of GE Security.

**Help for the fire department.** Protect property and reduce injuries; avoid the expense of replacing a costly door or window due to unnecessary forced entry.



**Costly damage of forcible entry is eliminated when building keys are stored securely near entrances.**

**For more information call 800-545-7402**

For pricing and availability in Canada 800-267-6317







imagination at work

# 2009 GE Rapid Entry Systems Order Form

PHONE: 800-545-7402 FAX: 503-375-9852 E-MAIL: customerservice.commercial@ge.com

**This form must be filled out completely or your order will be delayed.**

1. Orders must be prepaid with credit card.
2. Fill in your billing and shipping address.
3. Contact your fire department for their system code.
4. Fax orders to: 503-375-9852.
5. E-mail orders to: customerservice.commercial@ge.com.
6. Mail orders to: GE Rapid Entry, 4001 Fairview Industrial Drive, Salem, OR 97302.

All SupraSafes come with black polyester textured powder paint, wall anchors and bolts. Optional through-wall mounting kits are recommended for non-recessed units for higher security.		QTY.	PRICE	TOTAL
	<b>SupraSafe 2HS</b> Heavy Duty - 1/4" steel walls & door. 5"H x 4"W x 3-1/4"D	SupraSafe 2HS	\$194.00	
		SupraSafe 2HS/TS Tamper switch connects to building alarm	\$234.00	
		SupraSafe 2HS/TS through-wall mounting kit	\$19.00	
	<b>SupraSafe 2HSR</b> Heavy Duty - 1/4" steel walls & door. 5"H x 4"W x 3-1/4"D with 7"x 7" flange	SupraSafe 2HSR	\$234.00	
		SupraSafe 2HS/TS Tamper switch connects to building alarm	\$274.00	
		SupraSafe 2HS/TS recessed mounting kit (simplifies mounting in masonry or concrete)	\$69.00	
	<b>SupraSafe 1 (1 to 2 keys only)</b> 1/8" steel walls & door. Tamper switch not available on this model. 3"H x 4"W x 2"D	SupraSafe 1	\$147.00	
		SupraSafe 1 through-wall mounting kit	\$14.00	
	<b>Supra Max (for residential use only).</b> Durable zinc alloy construction 3-5/8"H x 4-5/8"W x 2-1/8"D	Supra Max with door mount hanger	\$90.00	
		Supra Max wall mount	\$79.00	
		Supra Max through-wall mounting kit	\$14.00	
<b>Accessories:</b> Additional fire alert decals (one provided free with every Lock Box)			\$2.00	

## Registered Fire Department Information

Dept. Name: \_\_\_\_\_  
 City/State/Zip: \_\_\_\_\_  
 Dept. System Code: \_\_\_\_\_  
 Authorized Signature: \_\_\_\_\_  
 (May be required, check with Fire Department)

Subtotal			
Shipping & handling per Lock Box: \$20.00			
Add state & local sales tax for ship-to address			
<b>Grand total</b>			

Prices are subject to change.

## Credit card billing address

Company: \_\_\_\_\_  
 Physical Street Address: \_\_\_\_\_  
 City/State/Zip: \_\_\_\_\_  
 Attention: \_\_\_\_\_ Phone: \_\_\_\_\_

## Ship-to

Company: \_\_\_\_\_  
 Physical Street Address: \_\_\_\_\_  
 City/State/Zip: \_\_\_\_\_  
 Attention: \_\_\_\_\_ Phone: \_\_\_\_\_

## Fire Dept. Rapid Entry Systems Ordering Instructions

1. All Lock Boxes are shipped without keys. Contact the fire department for information concerning keys and lockup. Mounting instructions for Lock Boxes included with your order. Allow approximately (2-3) weeks for delivery.
2. Please contact your fire department for specific instructions on where to mount the Lock Box.
3. Payment:

VISA  American Express  MasterCard

# \_\_\_\_\_

Expires \_\_\_\_\_ Signature \_\_\_\_\_

Amount \_\_\_\_\_



GE  
 Security  
 4001 Fairview Industrial Dr. SE  
 Salem, OR USA 97302  
 T 800.547.0252  
 F 800.382.6119

Canada  
 2100 Thurston Dr, Unit #15  
 Ottawa, Ontario K1G 4K8  
 800.267.6317 (in Canada)  
 T 613.737.3623  
 F 613.737.5517

Orders are shipped ground from Oregon - Allow 2-3 weeks for delivery.  
 Effective March 1, 2009

Visit us online at [www.GESecurity.com](http://www.GESecurity.com)

©2009 General Electric Company All Rights Reserved